

© International Baccalaureate Organization 2021

All rights reserved. No part of this product may be reproduced in any form or by any electronic or mechanical means, including information storage and retrieval systems, without the prior written permission from the IB. Additionally, the license tied with this product prohibits use of any selected files or extracts from this product. Use by third parties, including but not limited to publishers, private teachers, tutoring or study services, preparatory schools, vendors operating curriculum mapping services or teacher resource digital platforms and app developers, whether fee-covered or not, is prohibited and is a criminal offense.

More information on how to request written permission in the form of a license can be obtained from <https://ibo.org/become-an-ib-school/ib-publishing/licensing/applying-for-a-license/>.

© Organisation du Baccalauréat International 2021

Tous droits réservés. Aucune partie de ce produit ne peut être reproduite sous quelque forme ni par quelque moyen que ce soit, électronique ou mécanique, y compris des systèmes de stockage et de récupération d'informations, sans l'autorisation écrite préalable de l'IB. De plus, la licence associée à ce produit interdit toute utilisation de tout fichier ou extrait sélectionné dans ce produit. L'utilisation par des tiers, y compris, sans toutefois s'y limiter, des éditeurs, des professeurs particuliers, des services de tutorat ou d'aide aux études, des établissements de préparation à l'enseignement supérieur, des fournisseurs de services de planification des programmes d'études, des gestionnaires de plateformes pédagogiques en ligne, et des développeurs d'applications, moyennant paiement ou non, est interdite et constitue une infraction pénale.

Pour plus d'informations sur la procédure à suivre pour obtenir une autorisation écrite sous la forme d'une licence, rendez-vous à l'adresse <https://ibo.org/become-an-ib-school/ib-publishing/licensing/applying-for-a-license/>.

© Organización del Bachillerato Internacional, 2021

Todos los derechos reservados. No se podrá reproducir ninguna parte de este producto de ninguna forma ni por ningún medio electrónico o mecánico, incluidos los sistemas de almacenamiento y recuperación de información, sin la previa autorización por escrito del IB. Además, la licencia vinculada a este producto prohíbe el uso de todo archivo o fragmento seleccionado de este producto. El uso por parte de terceros —lo que incluye, a título enunciativo, editoriales, profesores particulares, servicios de apoyo académico o ayuda para el estudio, colegios preparatorios, desarrolladores de aplicaciones y entidades que presten servicios de planificación curricular u ofrezcan recursos para docentes mediante plataformas digitales—, ya sea incluido en tasas o no, está prohibido y constituye un delito.

En este enlace encontrará más información sobre cómo solicitar una autorización por escrito en forma de licencia: <https://ibo.org/become-an-ib-school/ib-publishing/licensing/applying-for-a-license/>.

Mathematics: analysis and approaches
Standard level
Paper 2

Friday 7 May 2021 (morning)

Candidate session number

--	--	--	--	--	--	--	--	--	--

1 hour 30 minutes

Instructions to candidates

- Write your session number in the boxes above.
- Do not open this examination paper until instructed to do so.
- A graphic display calculator is required for this paper.
- Section A: answer all questions. Answers must be written within the answer boxes provided.
- Section B: answer all questions in the answer booklet provided. Fill in your session number on the front of the answer booklet, and attach it to this examination paper and your cover sheet using the tag provided.
- Unless otherwise stated in the question, all numerical answers should be given exactly or correct to three significant figures.
- A clean copy of the **mathematics: analysis and approaches formula booklet** is required for this paper.
- The maximum mark for this examination paper is **[80 marks]**.



Please **do not** write on this page.

Answers written on this page
will not be marked.

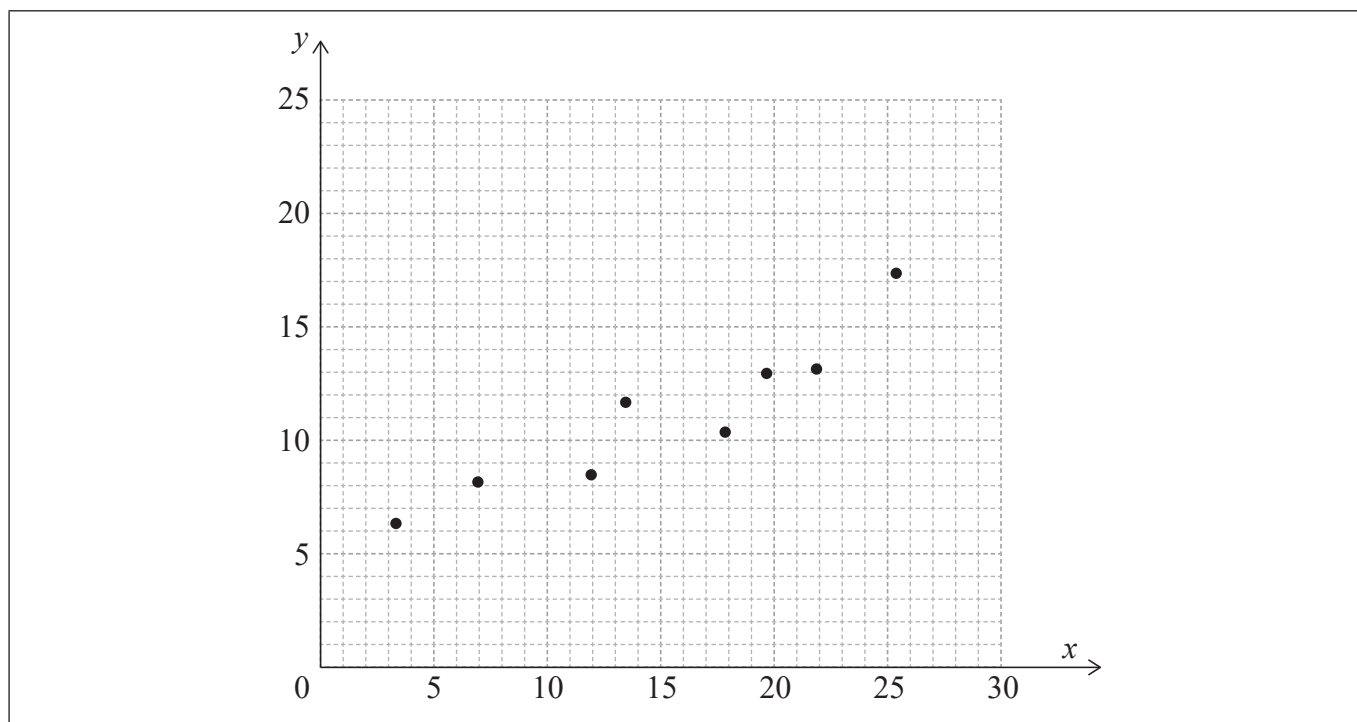


2. [Maximum mark: 7]

The following table shows the data collected from an experiment.

x	3.3	6.9	11.9	13.4	17.8	19.6	21.8	25.3
y	6.3	8.1	8.4	11.6	10.3	12.9	13.1	17.3

The data is also represented on the following scatter diagram.



The relationship between x and y can be modelled by the regression line of y on x with equation $y = ax + b$, where $a, b \in \mathbb{R}$.

- (a) Write down the value of a and the value of b . [2]
- (b) Use this model to predict the value of y when $x = 18$. [2]
- (c) Write down the value of \bar{x} and the value of \bar{y} . [1]
- (d) Draw the line of best fit on the scatter diagram. [2]

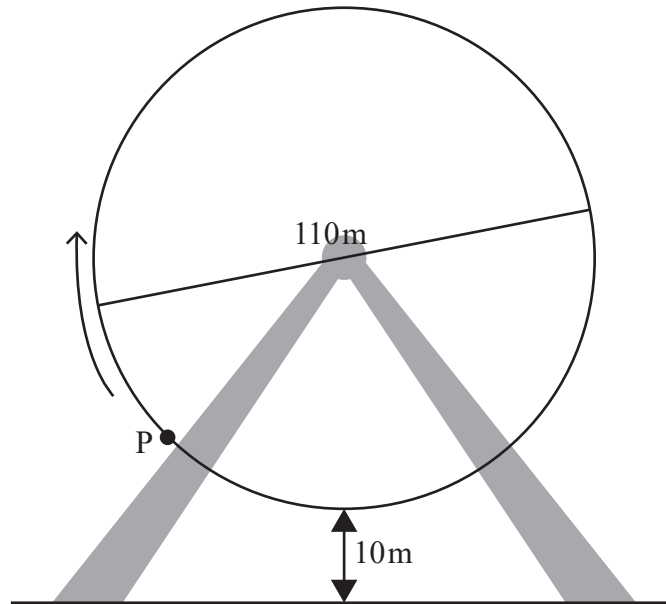
(This question continues on the following page)



4. [Maximum mark: 5]

A Ferris wheel with diameter 110 metres rotates at a constant speed. The lowest point on the wheel is 10 metres above the ground, as shown on the following diagram. P is a point on the wheel. The wheel starts moving with P at the lowest point and completes one revolution in 20 minutes.

diagram not to scale



The height, h metres, of P above the ground after t minutes is given by $h(t) = a \cos(bt) + c$, where $a, b, c \in \mathbb{R}$.

Find the values of a, b and c .

.....

.....

.....

.....

.....

.....

.....

.....

.....

.....

.....

.....

.....

.....

.....

.....

.....

.....

.....

.....

.....

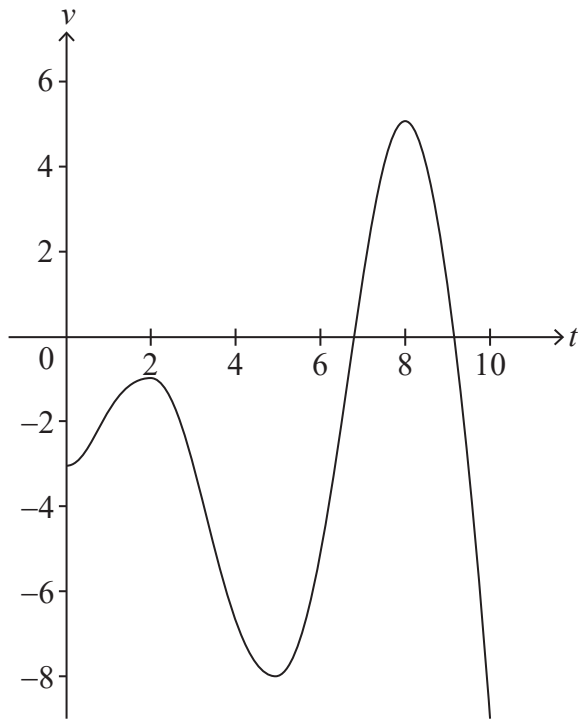
.....



5. [Maximum mark: 6]

A particle moves in a straight line. The velocity, $v \text{ ms}^{-1}$, of the particle at time t seconds is given by $v(t) = t \sin t - 3$, for $0 \leq t \leq 10$.

The following diagram shows the graph of v .



- (a) Find the smallest value of t for which the particle is at rest. [2]
- (b) Find the total distance travelled by the particle. [2]
- (c) Find the acceleration of the particle when $t = 7$. [2]

.....

.....

.....

.....

.....

.....

.....

.....

.....

.....



Please **do not** write on this page.

Answers written on this page
will not be marked.



Do **not** write solutions on this page.

Section B

Answer **all** questions in the answer booklet provided. Please start each question on a new page.

7. [Maximum mark: 16]

Two friends Amelia and Bill, each set themselves a target of saving \$20 000. They each have \$9000 to invest.

- (a) Amelia invests her \$9000 in an account that offers an interest rate of 7% per annum compounded **annually**.
- (i) Find the value of Amelia's investment after 5 years to the nearest hundred dollars.
 - (ii) Determine the number of years required for Amelia's investment to reach the target. [5]
- (b) Bill invests his \$9000 in an account that offers an interest rate of $r\%$ per annum compounded **monthly**, where r is set to two decimal places.
- Find the minimum value of r needed for Bill to reach the target after 10 years. [3]
- (c) A third friend Chris also wants to reach the \$20 000 target. He puts his money in a safe where he does not earn any interest. His system is to add more money to this safe each year. Each year he will add half the amount added in the previous year.
- (i) Show that Chris will never reach the target if his initial deposit is \$9000.
 - (ii) Find the amount Chris needs to deposit initially in order to reach the target after 5 years. Give your answer to the nearest dollar. [8]

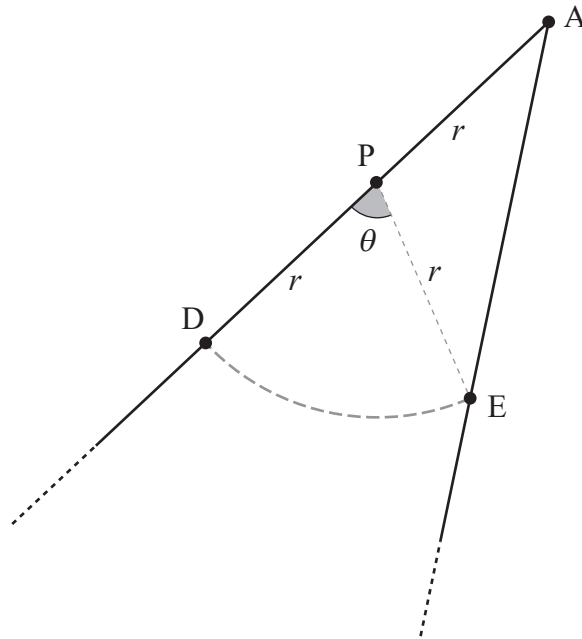


Do **not** write solutions on this page.

8. [Maximum mark: 14]

Two straight fences meet at point A and a field lies between them.

A horse is tied to a post, P, by a rope of length r metres. Point D is on one fence and point E is on the other, such that $PD = PE = PA = r$ and $\hat{DPE} = \theta$ radians. This is shown in the following diagram.



The length of the arc DE shown in the diagram is 28 m.

- (a) Write down an expression for r in terms of θ . [1]
- (b) Show that the area of the field that the horse can reach is $\frac{392}{\theta^2}(\theta + \sin \theta)$. [4]
- (c) The area of field that the horse can reach is 460 m^2 . Find the value of θ . [2]
- (d) Hence, find the size of \hat{DAE} . [2]

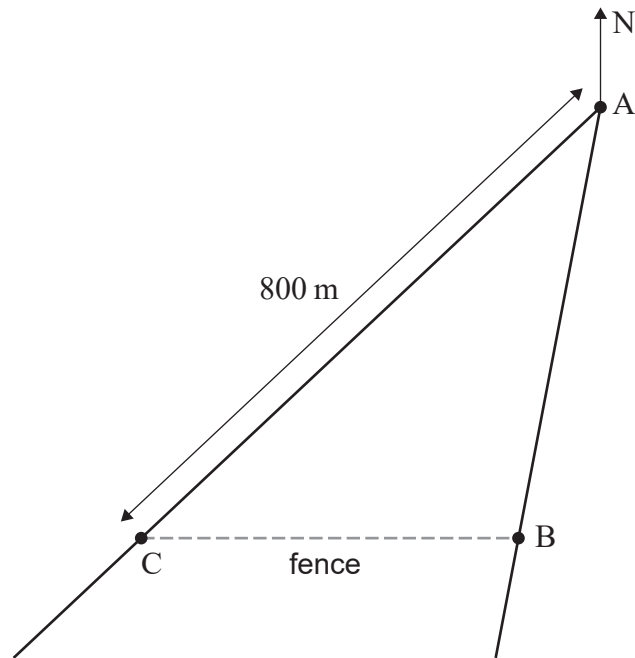
(This question continues on the following page)



Do **not** write solutions on this page.

(Question 8 continued)

A new fence is to be constructed between points B and C which will enclose the field, as shown in the following diagram.



Point C is due west of B and $AC = 800\text{ m}$. The bearing of B from A is 195° .

- (e) (i) Find the size of $\hat{A}BC$.
- (ii) Find the length of new fence required.

[5]



Do **not** write solutions on this page.

9. [Maximum mark: 15]

Consider the function f defined by $f(x) = 90e^{-0.5x}$ for $x \in \mathbb{R}^+$.

The graph of f and the line $y = x$ intersect at point P.

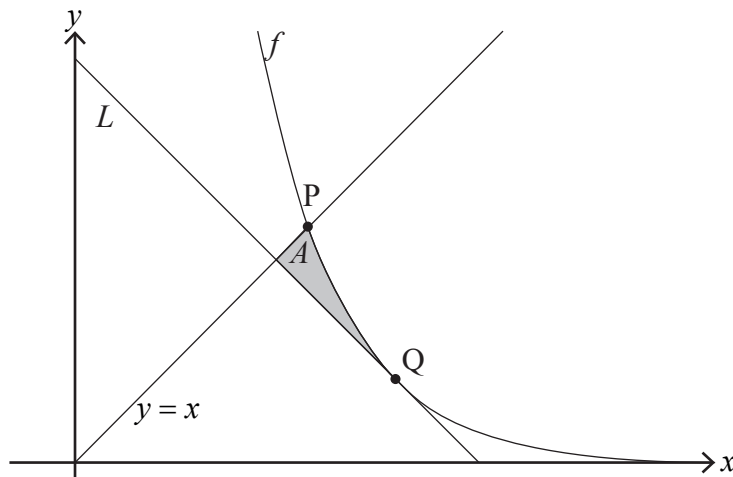
(a) Find the x -coordinate of P. [2]

The line L has a gradient of -1 and is a tangent to the graph of f at the point Q.

(b) Find the exact coordinates of Q. [4]

(c) Show that the equation of L is $y = -x + 2 \ln 45 + 2$. [2]

The shaded region A is enclosed by the graph of f and the lines $y = x$ and L .



(d) (i) Find the x -coordinate of the point where L intersects the line $y = x$.

(ii) Hence, find the area of A . [5]

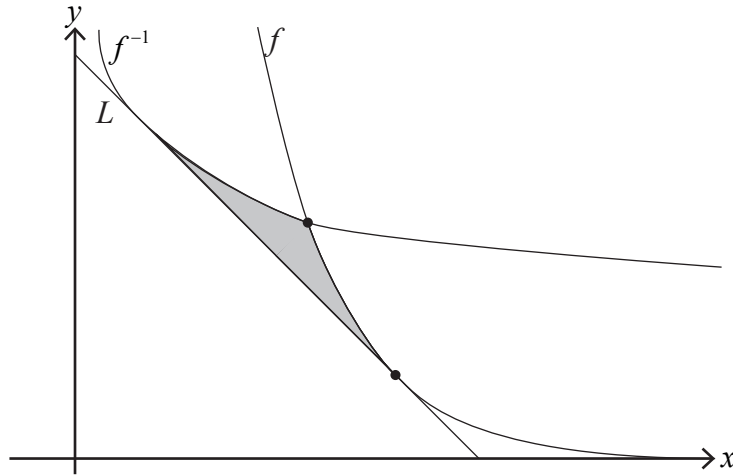
(This question continues on the following page)



Do **not** write solutions on this page.

(Question 9 continued)

The line L is tangent to the graphs of both f and the inverse function f^{-1} .



(e) Find the shaded area enclosed by the graphs of f and f^{-1} and the line L .

[2]

References:

© International Baccalaureate Organization 2021



Please **do not** write on this page.

Answers written on this page
will not be marked.



16EP16